

SLOTTED MACHINE SCREWS

Suited for a variety of fastening applications to assure firm, electrical and mechanical connections. Flat Head styles for use where fasteners cannot protrude above mating surfaces. Pan Head style to replace round head type for cosmetic enhancement and smooth surface area uses.

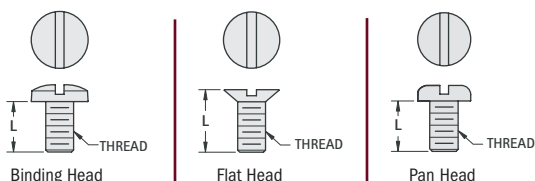
For Metric Hardware Refer to page 55.

MATERIAL:

Nylon 6/6 (RoHS Compliant)

Steel, Zinc Plate (Non-RoHS Compliant)

Note: RoHS Compliant finishes available on special order



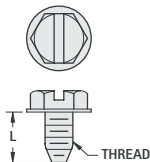
THREAD	LENGTH	BINDING HEAD		FLAT HEAD		PAN HEAD	
		STEEL CAT. NO.	NYLON CAT. NO.	STEEL CAT. NO.	NYLON CAT. NO.	STEEL CAT. NO.	NYLON CAT. NO.
2-56	.250 (6.4)	9455	—	9555	—	9355	—
	.500 (12.7)	9456	—	9556	—	9356	—
	.750 (19.1)	9457	—	9557	—	9357	—
4-40	.250 (6.4)	9400	9427	9500	9527	9300	9327
	.375 (9.5)	9401	9428	9501	9528	9301	9328
	.500 (12.7)	9402	9429	9502	9529	9302	9329
	.625 (15.9)	9403	9430	9503	9530	9303	9330
	.750 (19.1)	9404	9431	9504	9531	9304	9331
	1.000 (25.4)	9405	9432	9505	9532	9305	9332
6-32	.187 (4.7)	9406	9433	9506	9533	9306	9333
	.250 (6.4)	9407	9434	9507	9534	9307	9334
	.375 (9.5)	9408	9435	9508	9535	9308	9335
	.500 (12.7)	9409	9436	9509	9536	9309	9336
	.625 (15.9)	9410	9437	9510	9537	9310	9337
	.750 (19.1)	9411	9438	9511	9538	9311	9338
	1.000 (25.4)	9412	9439	9512	9539	9312	9339
	1.250 (31.8)	9413	9440	9513	9540	9313	9340
	2.000 (50.8)	9414	9441	9514	9541	9314	9341
8-32	.250 (6.4)	9416	9443	9516	9543	9316	9343
	.375 (9.5)	9417	9444	9517	9544	9317	9344
	.500 (12.7)	9418	9445	9518	9545	9318	9345
	.625 (15.9)	9419	9446	9519	9546	9319	9346
	.750 (19.1)	9420	9447	9520	9547	9320	9347
	1.000 (25.4)	9421	9448	9521	9548	9321	9348
10-32	.500 (12.7)	9423	9450	9523	9550	9323	9350
	.750 (19.1)	9424	9451	9524	9551	9324	9351
	1.000 (25.4)	9425	9452	9525	9552	9325	9352
	1.500 (38.1)	9426	9453	9526	9553	9326	9353

SELF TAPPING SCREWS



- Slotted drive, hex head

Highly versatile screw, used in wood, fiberglass and metal where machine thread inserts are not furnished.



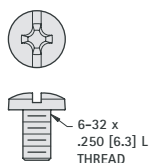
THREAD	LENGTH	CAT. NO.
No. 4	.375 (9.5)	9575
	.500 (12.7)	9577
	.750 (19.1)	9579
No. 6	.375 (9.5)	9576
	.500 (12.7)	9578
No. 8	.375 (9.5)	9578
	.500 (12.7)	9579
No. 10	.375 (9.5)	9580
	.500 (12.7)	9581

MATERIAL: Steel, Zinc Plate (Non-RoHS Compliant)
Note: RoHS Compliant finishes available on special order

BINDING HEAD SCREWS - COLORED HEAD



- Ideal for applications where visual identification is critical
- Combination drive makes repairs easier
- Screws available preinstalled into terminals (Refer to pages 54 and 55)



HEAD COLOR	CAT. NO.
RED	9190-2
BLACK	9190-3
WHITE	9190-4
BLUE	9190-5
GREEN	9190-6
YELLOW	9190-7
NICKEL	8190-1

MATERIAL: Brass, Nickel Plate with Painted Color Head

HEX MACHINE SCREW NUTS

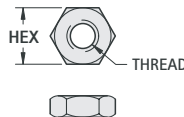


MATERIAL:

Nylon 6/6 (RoHS Compliant)

Steel, Zinc Plate (Non-RoHS Compliant)

Note: RoHS Compliant finishes available on special order



STEEL CAT. NO.	NYLON CAT. NO.	HEX	THREAD
4694	—	187 (4.7)	4-40
9600	9605	.250 (6.4)	4-40
4701	—	.250 (6.4)	6-32
9602	9606	.312 (7.9)	6-32
9603	—	.250 (6.4)	8-32
9604	9607	.312 (7.9)	8-32
4705	9608	.375 (9.5)	10-32
4713	—	.430 (10.9)	.250-28
4716	—	.500 (12.7)	.312-24

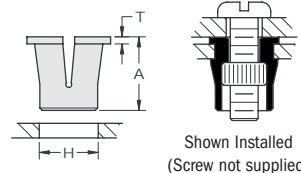
BLIND CAPTIVE NUTS - PRESS FIT

MOUNT CHASSIS, PANELS, HEAT SINKS, SOCKETS

- Easy Assembly • Dampens Vibration
- Eliminates Insulating Washer • Hi-Dielectric Strength



A unique reusable fastener made of NYLON which contains a threaded brass nut. Finger pressure or light tap seals it in a pre-drilled hole. The nut is drawn up causing a Nylon bulge behind the workpiece. Screw may be removed or replaced.



Shown Installed
(Screw not supplied)

MATERIAL: Molded Nylon with Brass threaded insert

CAT. NO.	THREAD	H HOLE SIZE REQ'D.	IDEAL SHEET THICKNESS	A	T
4341	4-40	.250 (6.4)	.047 (1.2)	.312 (7.9)	.030 (.76)
4342	6-32	.312 (7.9)	.078 (1.9)	.375 (9.5)	.030 (.76)
4343	8-32	.406 (10.3)	.093 (2.4)	.500 (12.7)	.030 (.76)